

1. Control Function 控制端口:

- F/R- Connect GND=CW disconnect=CCW; 接GND=顺时针运转; 悬空=逆时针运转.
- EN-Connect GND=Stop disconnect=Run; 接GND=停机;悬空=运转.
- SV-0~5V or PWM; 0-5V调速电压或PWM信号.
- FG-Motor Speed Pulse; 电机转速脉冲输出,配东莱公司2对极电机时 1Hz=30r/min.

注意控制信号线和霍尔线不能与电机线缠绕在一起; 否则引起信号干扰, 线长超过500mm需要加屏蔽.

3. Operate Voltage: 15-30VDC.

工作电压范围: 15-30VDC.正负极不能接反, 否则损毁.

4. Continuous Current-8A; Peak Current-16A;

连续可工作电流-8A;峰值瞬间电流: 16A

5. Power Supplier output current > Rated motor current.

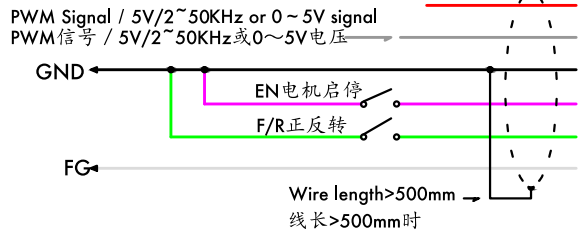
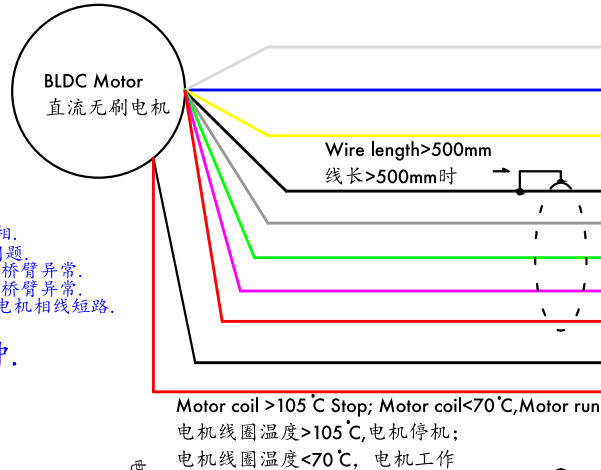
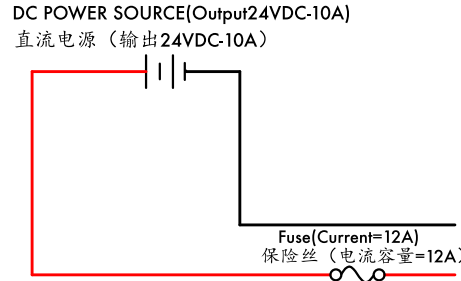
直流电源的输出电流 > 电机的额定负载电流

6. Error Code 错误代码:

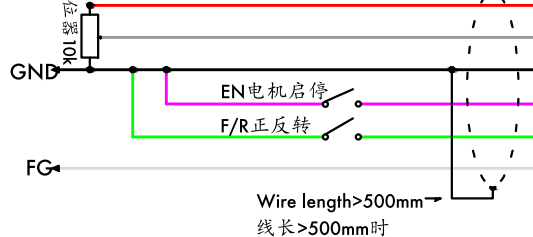
- a. LED2 blink-Motor stop Normally; LED2闪烁-电机处于待机状态.
- b. LED2 lights out-Motor run; LED2熄灭-电机处于运转状态.
- c. LED2 and LED1 lights ON-Over heat; LED2和LED1同时亮-过热保护.
- d. LED2 Slow flash two times-Over Voltage or Below Voltage ; LED2慢闪两次-电源电压过高或电源电压过低.
- e. LED2 Slow flash three times-LM358 current error; LED2慢闪三次-LM358电流采样错误.
- f. LED2 Slow flash four times-Motor stall; LED2慢闪四次-电机堵转.
- g. LED2 Slow flash five times-Motor phase error; LED2慢闪五次-电机缺相.
- h. LED2 Slow flash six times-Motor hall error; LED2慢闪六次-电机霍尔问题.
- i. LED2 Fast flash one time-Mosfet upper bridge error; LED2快闪一次-上桥臂异常.
- j. LED2 Fast flash two time-Mosfet lower bridge error; LED2快闪二次-下桥臂异常.
- k. LED2 Fast flash three times-Motor phase short circuit; LED2快闪三次-电机相线短路.
- l. LED2 Fast flash four times-Over current; LED2快闪四次-电机过流保护.

7. Motor Starting time-2s; 电机启动到全速-2秒钟.

8. Total Weight-135g; 总重量-135克.



Using PWM or 0.5v to Control Speed
用PWM或0.5v控制转速的接线方法



Using Potentiometer to Control Speed
电位器控制转速的接线方法

