


COT-L800

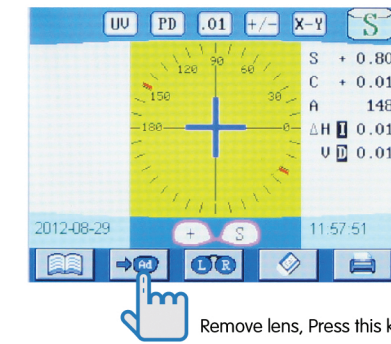
Auto Lensmeter
Operation interface

Innovative ideas, the pursuit of excellence, and create first-class product quality

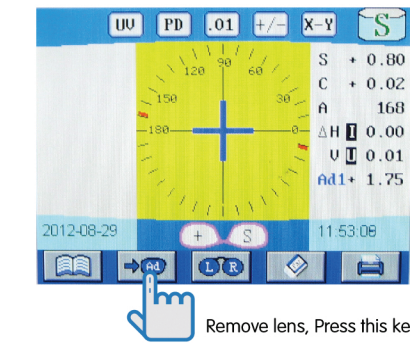
- ① L/R sign
- ② Measurement mode
- ③ Data display
- ④ Time and Date
- ⑤ Menu
- ⑥ Prompt the next interface to be displayed
- ⑦ Left lens and right lens measurement
- ⑧ Clearing the memorized data
- ⑨ Printing the fixed data



Single vision part measuring



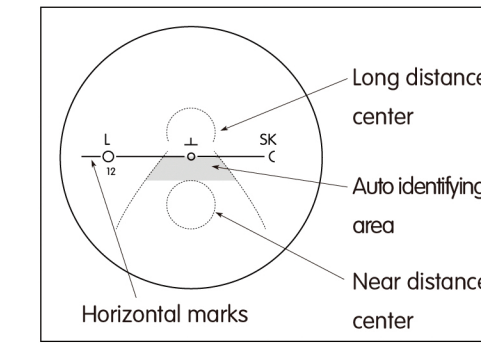
Bifocal part measuring



Trifocal part measuring



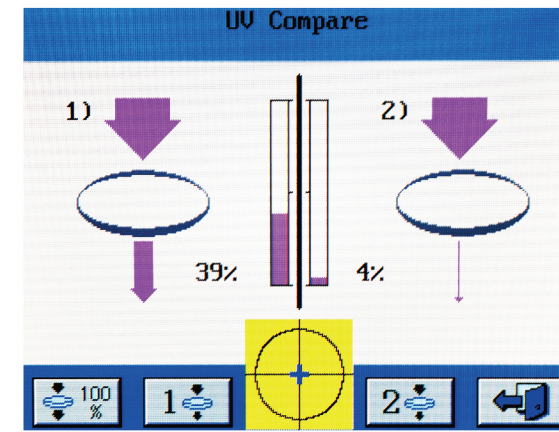
Auto identifying system of progressive lens



ink-touch marking pins | ink-refill marking pins | one-time marking pins

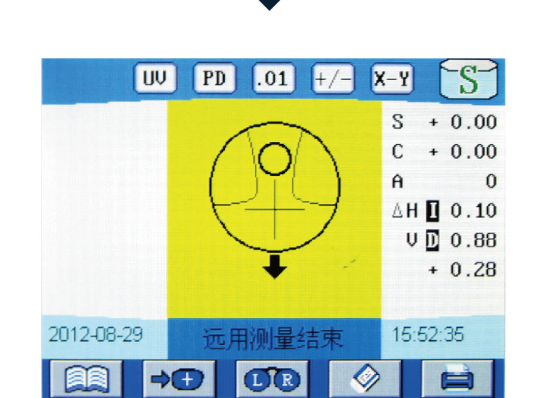
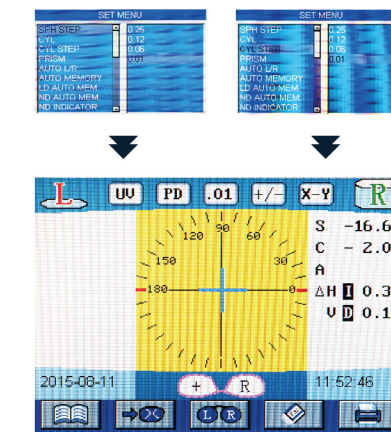


UV Contrast




Press 2-3s

Measuring precision



Hartman measuring system



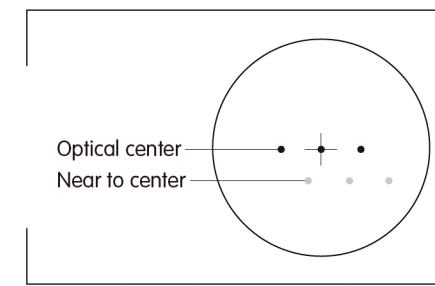
Max.value measuring



Near to the center



Marking points position



Absolute center

